


6/8 Shuffle Groove

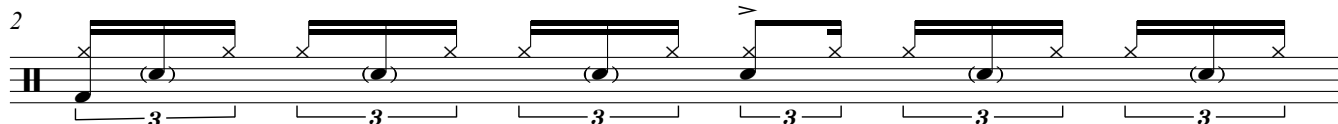
By Alex Ribchester

This weeks lesson takes a look at a shuffle groove with a 6/8 time signature. We will be playing the groove on both the hi hat and the floor tom and then incorporating the left foot on the hi hat pedal while adding some more notes to the kick drum.

The first idea is a basic 6/8 groove to help get used to the feel of the time signature.




Now we are playing a basic shuffle groove made up of 16th note triplets. Count it as 1- trip -let, 2 - trip -let etc..



This is the same groove with the ostinato moved from the hi hat to the floor tom




Here is a 2 measure groove in which we have added some additional kick notes in bar 2. The kicks are all landing at the same time as the right hand.



Same concept but played on the floor tom.



This is the same groove again with 8th notes being played with your hi hat foot



Finally here is a 4 measure exercise that uses all of the ideas we have practiced above. Enjoy and experiment.

