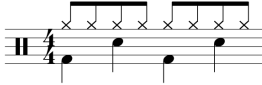
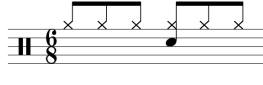

















QUARANTINE BINGO FOR DRUMMERS!

Directions: Get 5 in a row by finding songs that use the drum techniques below. When you find one, write the name of the song in the box. Once you get 5 boxes in a row (vertically, horizontally or diagonally), you win! Shout, "RINGO!" (as in Starr!).

Alternative: Record yourself playing the techniques below. Once you record 5 boxes in a row, you win!

<p>On hi-hat or ride</p> 	<p>On hi-hat or ride with any bass pattern</p> 	<p>Cross-stick (or rim knock)</p>	<p>Drum fill starting on beat 4</p>	<p>This rhythm in a drum fill on any drums</p> 
<p>This rhythm in a drum fill on any drums</p>  <p>1 e & a 2 e & a 3 e & a 4 e & a</p>	<p>Ride Bell</p>	<p>On hi-hat or ride with any bass pattern</p> 	<p>With any bass drum pattern</p> 	<p>Drum Roll (any type)</p>
<p>This rhythm in a drum fill on any drums</p>  <p>3 e & 4 &</p>	<p>On hi-hat or ride with any bass pattern</p> 	<p>FREE</p> 	<p>Flam in a drum fill (on any drum)</p>	<p>On hi-hat or ride with any bass pattern</p> 
<p>On hi-hat or ride with any bass pattern</p> 	<p>Drum fill starting on beat 2</p>	<p>On hi-hat or ride</p> 	<p>This rhythm in a drum fill on any drums</p>  <p>3 e & a 4 e & a</p>	<p>Open hi-hat technique</p>
<p>Crash cymbal choke</p>	<p>On hi-hat or ride</p> 	<p>With any bass drum pattern</p> 	<p>This rhythm in a drum fill on any drums</p>  <p>4 5 6</p>	<p>On hi-hat or ride</p> 

Visit [OnlineDrummer.com](https://www.onlinedrummer.com) for downloadable drum sheet music and lesson PDFs.

© 2020 OnlineDrummer.com, LLC (printing for student/teacher use permitted) – Created by Nate Brown