



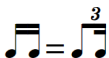
## Simple Swing Sixteenths – Drum Fills


by Nate Brown

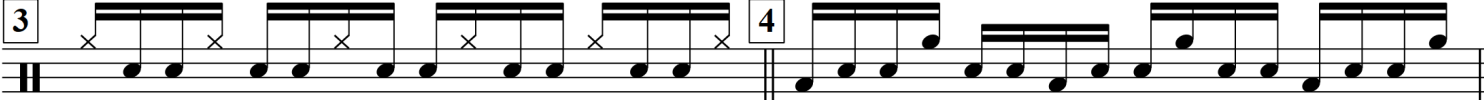
Some simple patterns, when orchestrated around multiple drums, create complex-sounding, syncopated grooves. In this lesson, we're orchestrating a full bar of sixteenth notes around the kit. The sixteenth notes in each example below are played with alternating sticking (i.e. R, L R, L etc.) and are to be played with *swing*.

As you can see in #1, the pattern is simple: a tom stroke and then two snare strokes. This pattern repeats over and over throughout the entire bar. Because this pattern repeats after every 3<sup>rd</sup> stroke, we get a syncopated sound.

Try out the examples below. Tip: Don't pay too much attention to the open hi-hat indicators in #5. The hi-hat will automatically be open when those strokes are hit because of the 8<sup>th</sup> notes you're playing with the foot.

 (Swing Sixteenths)

1 

3 

5 