




Voice Grouping Worksheet

Eighth Based Patterns

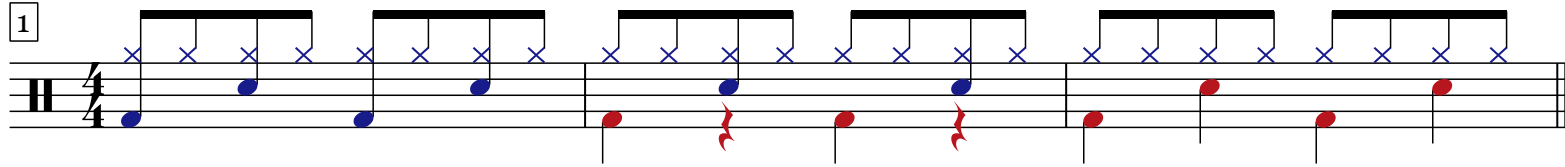
Convert the single-voice beat in the first measure into two-voice beats in the second and third measures according to the rules in the box below.
Steps: 1. Fill in the note heads 2. Add down-stems 3. Add beams, flags, and rests as necessary 4. Check your work using the answer page.

A Voice 1: Whole kit 	B Voice 1: Hands  Voice 2: Feet 	C Voice 1: Cymbals  Voice 2: Drums 
---	--	---

Example:


Back in Black – AC/DC

1



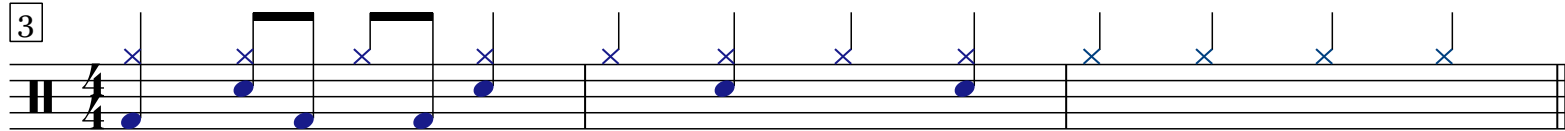
Rolling in the Deep – Adele

2



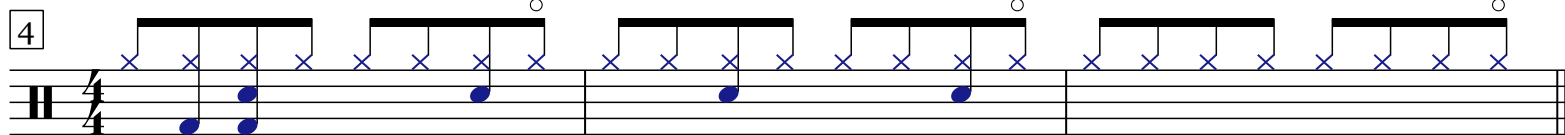
Sucker For Pain – Lil Wayne and Imagine Dragons

3



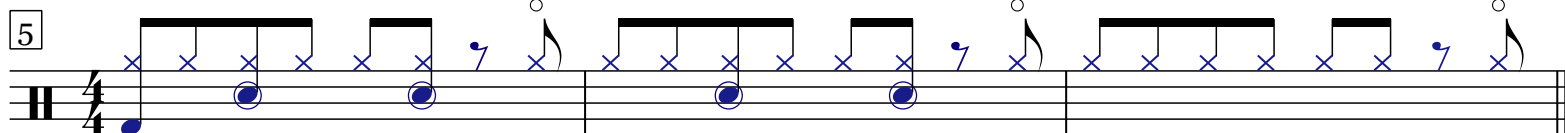
Roxanne – The Police

4



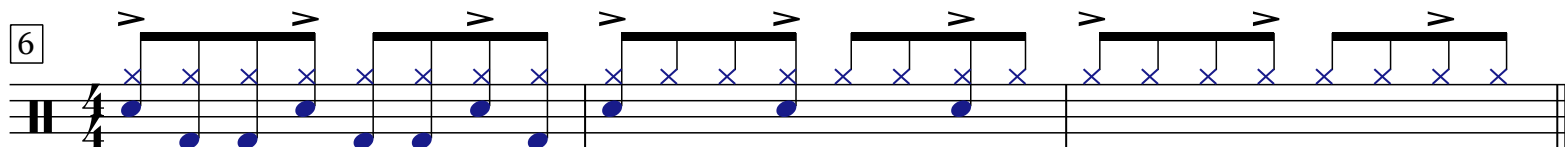
Hold Back the River – James Bay

5



Clocks – Coldplay

6



Voice Grouping Worksheet

Sixteenth Based Patterns

Convert the single-voice beat in the first measure into two-voice beats in the second and third measures according to the rules in the box below.
Steps: 1. Fill in the note heads 2. Add down-stems 3. Add beams, flags, and rests as necessary 4. Check your work using the answer page.

A	Voice 1: Whole kit		B	Voice 1: Hands Voice 2: Feet		C	Voice 1: Cymbals Voice 2: Drums	
---	--------------------	--	---	---------------------------------	--	---	------------------------------------	--

Example:
Orion – Metallica

7

Ain't No Sunshine – Bill Withers

8

Mona Lisa Smiles – Panic at the Disco

9

Centuries – Fall Out Boy

10

R U Mine – Arctic Monkeys

11

Bring Me to Life – Evanescence

12