



Play Your Favorite Songs Today

Note-For-Note Drum Sheet Music

<http://www.onlinedrummer.com/category/sheet-music/>



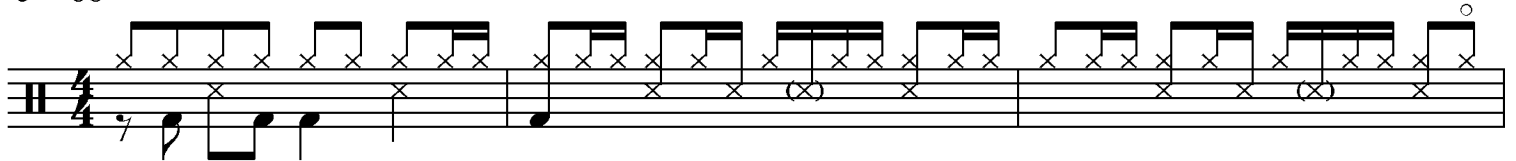
Adding Flair with 3s

Often, drum grooves involve straight 8th notes played on the hi-hat or cymbal. That's not necessarily a bad thing, as long as it's what the music calls for. However, there are many opportunities where adding an additional stroke in-between the 8th notes will improve the song. Remember that the most important part of being a drummer is playing for the music. Don't add things to a beat just because you can. Make sure it serves the music. *Video lesson here:* <http://www.onlinedrummer.com/drum-lessons/adding-flair-with-threes/>

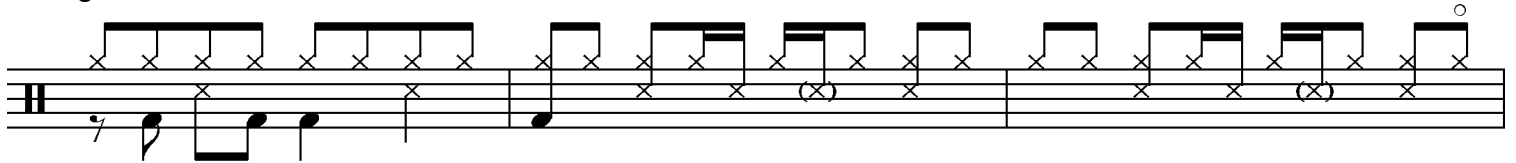
3s Technique Example with Under The Bridge by Red Hot Chili Peppers

Verse Groove Leading Into Chorus 2

♩ = 68

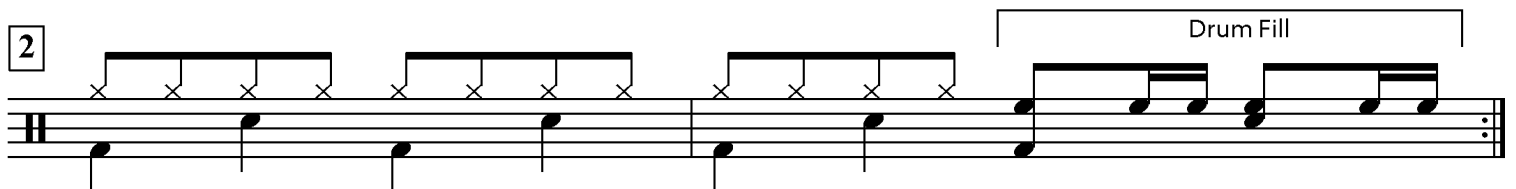



Now try this groove without the 3s – only straight 8th notes on the hi-hat. Take note of the significant change in feel from the beat above.



Fill Ideas For The 3 Technique

Aside from using the 3 technique as part of your main groove, you can use 3s to make great *short fills*. Here are a couple of examples below.



Further 3 Technique Studies

You can find more 3 technique exercises, as well as a full video lesson here: <http://www.onlinedrummer.com/sheet-music/ostinato-threes-2-sheet-music/>

